




# LATITUDE™ NXT Unenroll Patient

In this guide you will be shown the steps to successfully unenroll on LATITUDE NXT™

- 1 Open browser and search **latitude.bostonscientific.com**

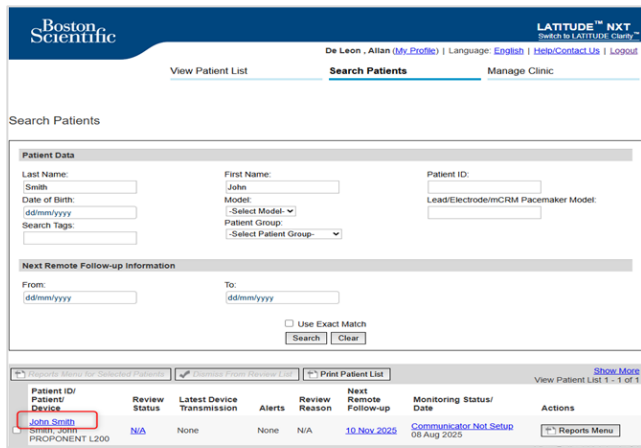


## LOGIN

- 2 From the dropdowns select **Australia**, then **English**  
Click **LATITUDE NXT**
- 3 Enter **User ID** and **Password**. Click **Login**

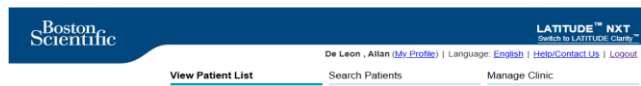
## SEARCH

- 4 Select **Search Patients**
- 5 Type in **Last Name** and **First Name**, then Click **Search**
- 6 Click on the Patient's name



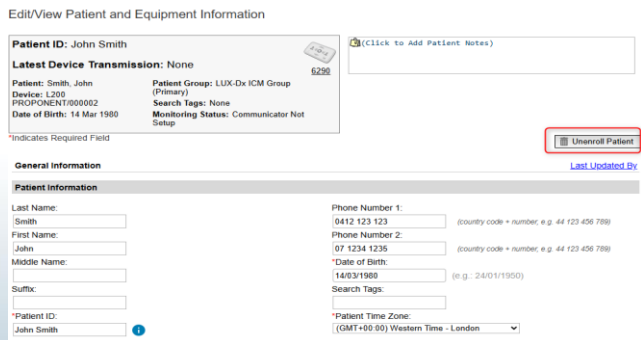
## UNENROLL

- 7 Click **Edit/View Patient and Equipment Information**



- 8 Click **Unenroll Patient**

- 9 A pop-up message will appear to confirm  
Click **Continue**



for online support,  
scan QR or call

RhythmCARE 1800 528 488

